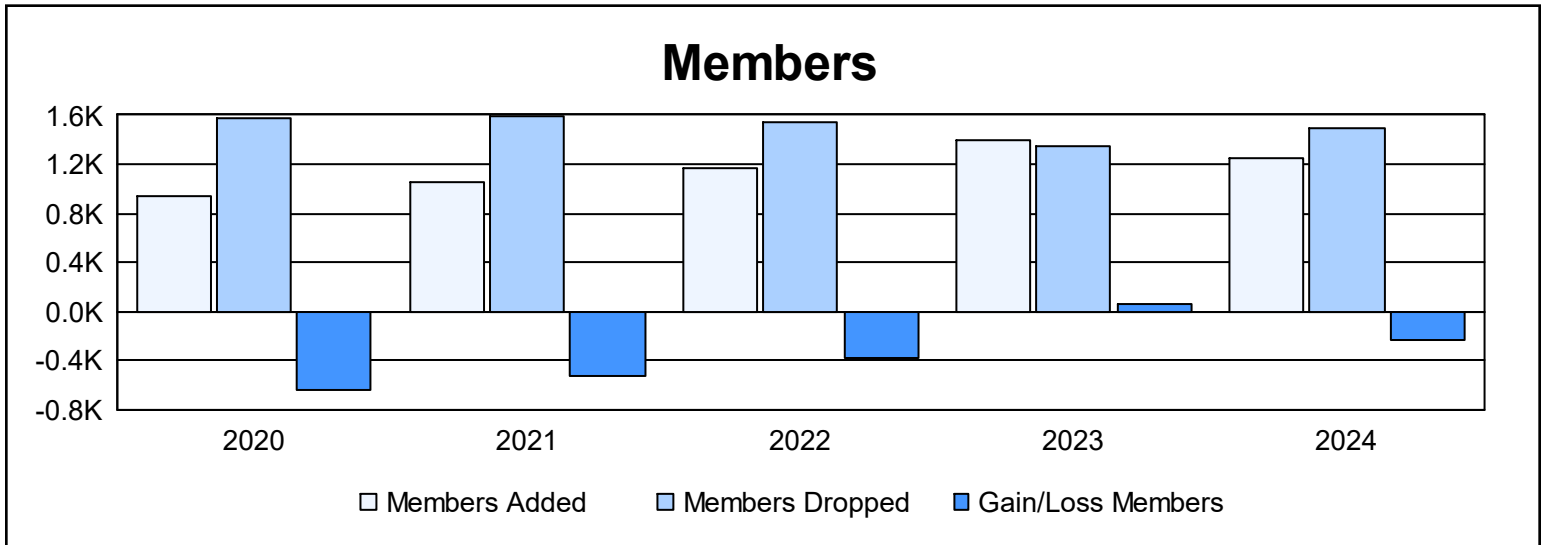
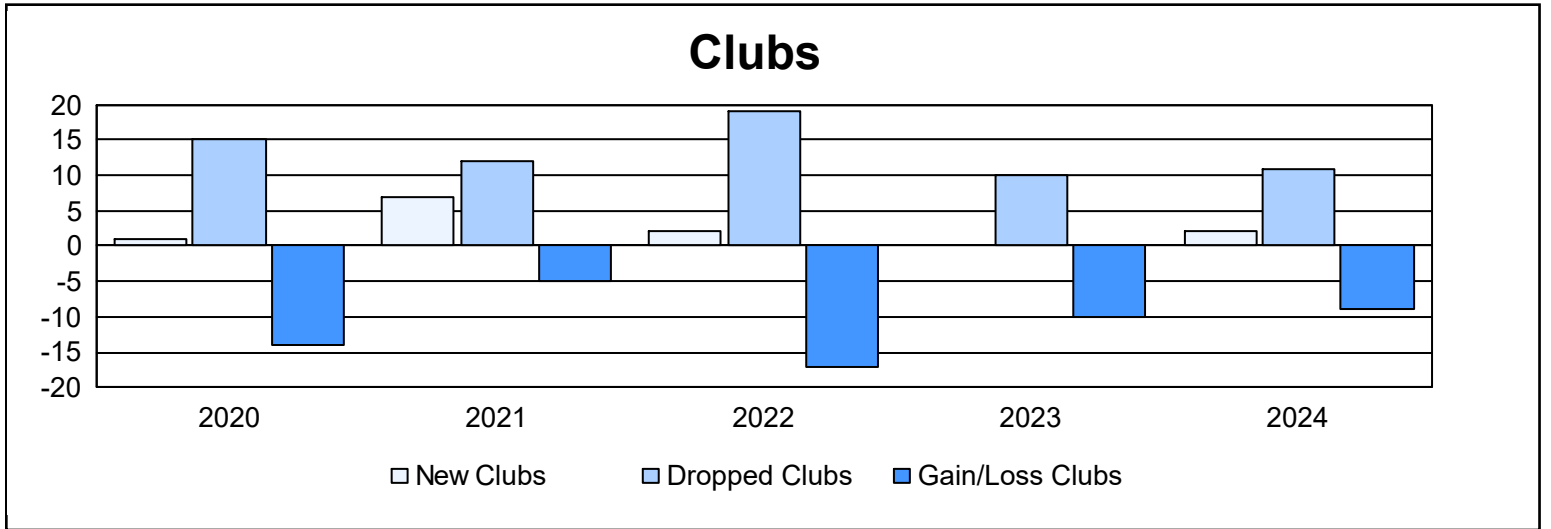


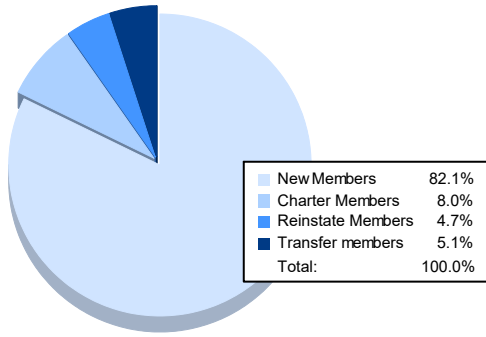
Multiple District 1

As of June 2024 Cumulative

| Year | New Clubs | Dropped Clubs | Gain/ Loss Clubs | New Members | Charter Members | Reinstate Members | Transfer Members | Total Member Added | Total Members Dropped | Gain/ Loss Members |
|----------------|-----------|---------------|------------------|-------------|-----------------|-------------------|------------------|--------------------|-----------------------|--------------------|
| 2019-2020 | 1 | 15 | -14 | 811 | 34 | 50 | 48 | 943 | 1,580 | -637 |
| 2020-2021 | 7 | 12 | -5 | 709 | 211 | 90 | 49 | 1,059 | 1,592 | -533 |
| 2021-2022 | 2 | 19 | -17 | 991 | 45 | 86 | 46 | 1,168 | 1,540 | -372 |
| 2022-2023 | 0 | 10 | -10 | 1,206 | 3 | 127 | 59 | 1,395 | 1,339 | 56 |
| 2023-2024 | 2 | 11 | -9 | 1,025 | 100 | 59 | 64 | 1,248 | 1,486 | -238 |
| Average | 2 | 13 | -11 | 948 | 79 | 82 | 53 | 1,163 | 1,507 | -345 |



Membership Composition June 2024 Cumulative



Gender Composition June 2024 Cumulative

